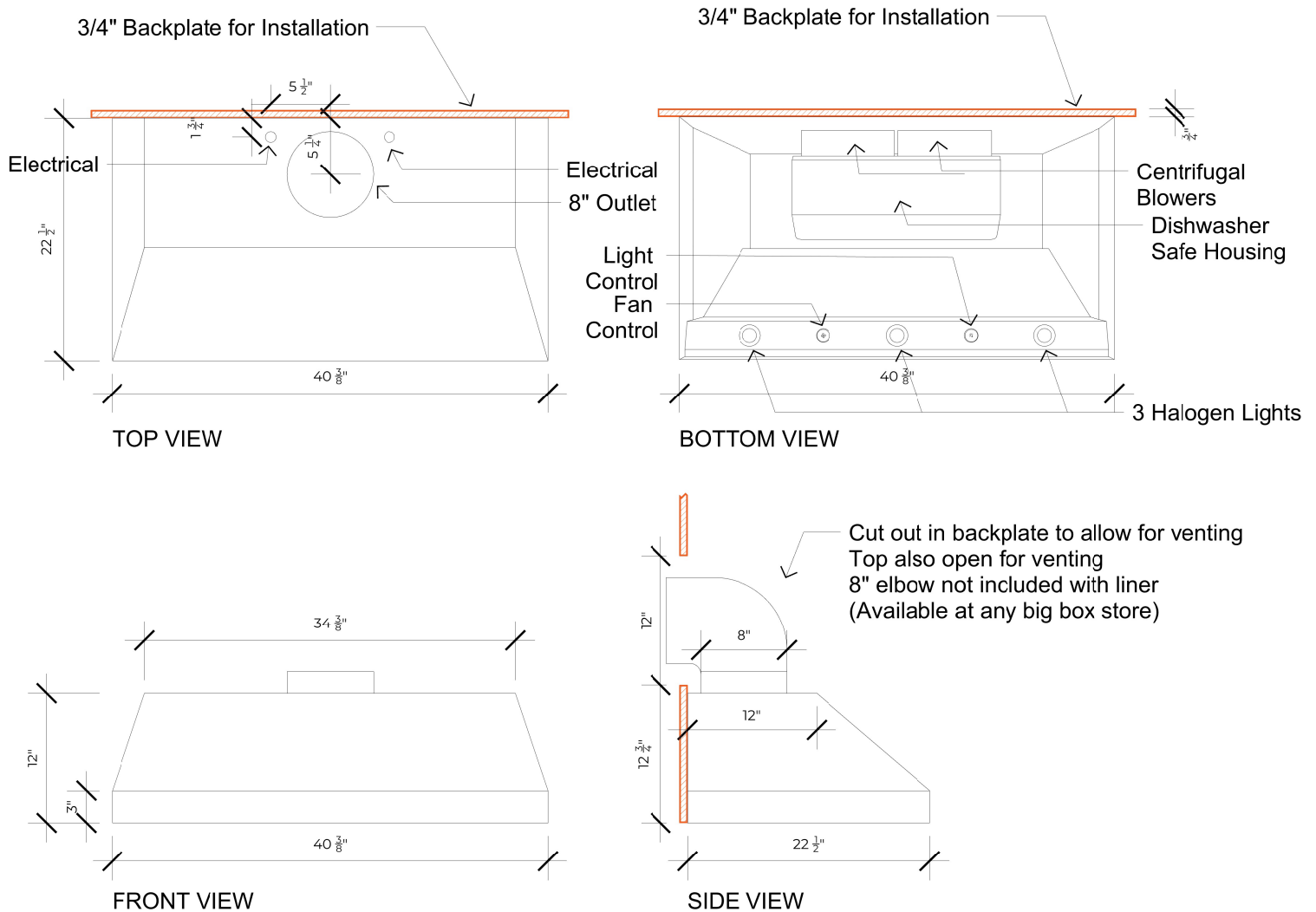




**LA BASTILLE**  
METAL. EVOLVED.

June Range Hood  
48"W x 54"H x 27"D Hood  
40-3/8" Liner



Specifications:

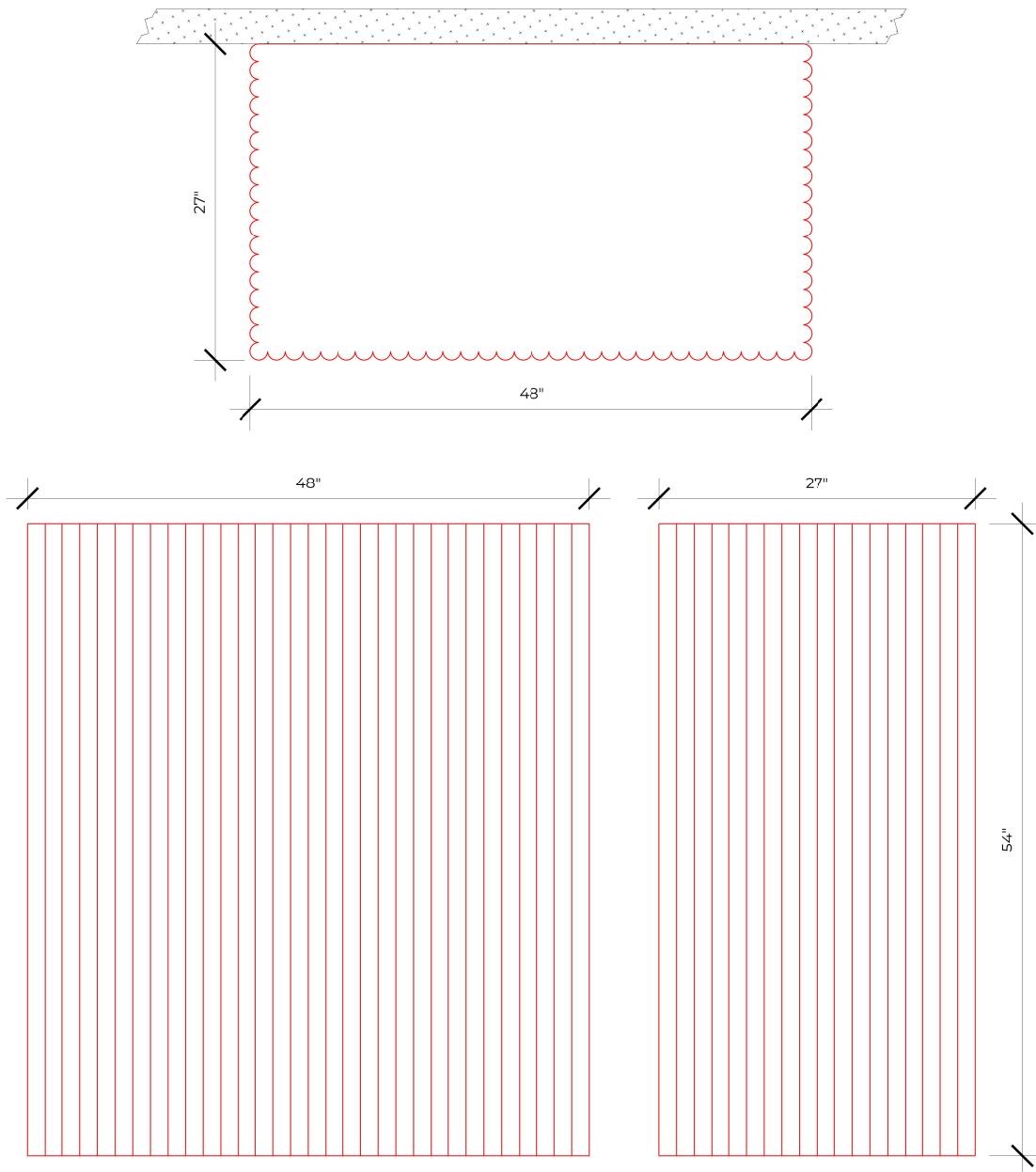
1. 600 CFM Liner, 900 CFM Equivalent Liner; 6.5 Sones
2. Recommended bottom of liner to be mounted 27"-30" above range
3. Liner width should be equal to or 4" greater than width of cooktop
4. Duct can be vented through wall or through top
5. Bottom of hood will be closed around outside of liner
6. Buyer responsible for ducting & connections from top of liner to exterior
7. Typically requires standard #14 or greater 120V dedicated circuit suggested:  
Grounded Neutral (White), Hot (Black), & Ground (Green). Unit pulls 4 Amps Max.  
Be sure to follow local building codes.
8. Liner typically connected by licensed electrician



# LA BASTILLE

METAL. EVOLVED.

June Range Hood  
48"W x 54"H x 27"D Hood  
40-3/8" Liner




\*Due to the handcrafted nature of our range hoods,  
the minimum cabinet opening should be width of hood plus 1/4" on each side




Zinc  
No Patina



Zinc  
Light Patina




Zinc  
Medium  
Patina



Zinc  
Black Patina



Brass  
No Patina




Copper  
No Patina



**LA BASTILLE**

METAL. EVOLVED.

June Range Hood  
48"W x 54"H x 27"D Hood  
40-3/8" Liner



Rendering does not depict finish.