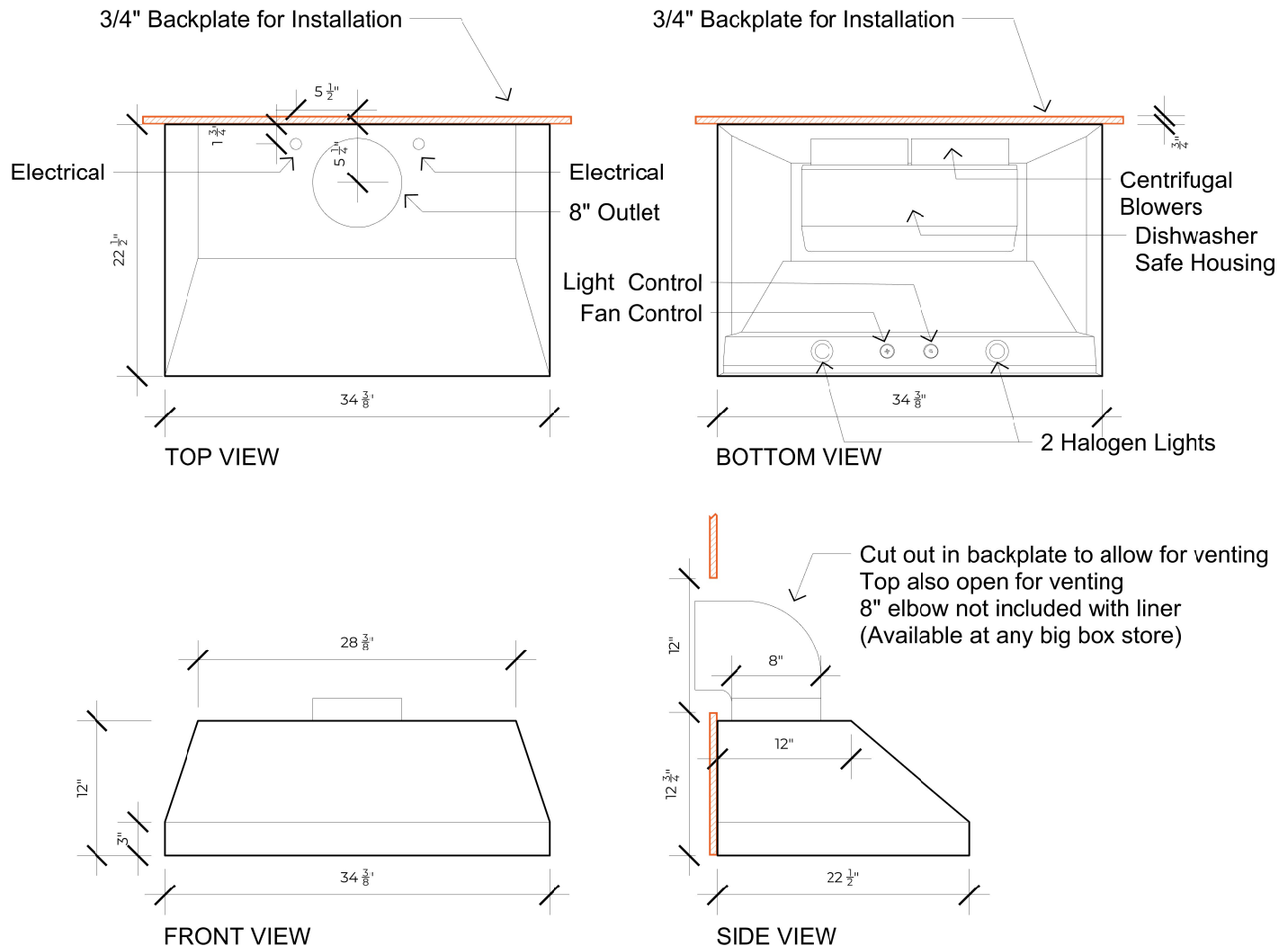




LA BASTILLE
METAL. EVOLVED.

June Range Hood
42"W x 54"H x 27"D Hood
34-3/8" Liner



Specifications:



1. 600 CFM Liner, 900 CFM Equivalent Liner; 6.5 Sones
2. Recommended bottom of liner to be mounted 27"-30" above range
3. Liner width should be equal to or 4" greater than width of cooktop
4. Duct can be vented through wall or through top
5. Bottom of hood will be closed around outside of liner
6. Buyer responsible for ducting & connections from top of liner to exterior
7. Typically requires standard #14 or greater 120V dedicated circuit suggested:
Grounded Neutral (White), Hot (Black), & Ground (Green). Unit pulls 4 Amps Max.
Be sure to follow local building codes.
8. Liner typically connected by licensed electrician



LA BASTILLE

METAL. EVOLVED.

June Range Hood
42"W x 54"H x 27"D Hood
34-3/8" Liner




*Due to the handcrafted nature of our range hoods,
the minimum cabinet opening should be width of hood plus 1/4" on each side




Zinc
No Patina



Zinc
Light Patina



Zinc
Medium
Patina



Zinc
Black Patina



Brass
No Patina




Copper
No Patina



LA BASTILLE

METAL. EVOLVED.

June Range Hood
42"W x 54"H x 27"D Hood
34-3/8" Liner



Rendering does not depict finish.